









S25 GO-Line ceiling connection

Data sheet



Figure: S25 GO-Line with ceiling connection | Surface finish: Camina silicate paint

Standard	Total weight	Optional	Accessories	Storage concrete	Masonry stove
 <p>hinged door, hinge on left / right</p>  <p>Front Kristall</p>	 <p>kg</p> <p>approx. 650 kg</p>		 <p>SMR</p>  <p>Spark protection plate</p>	 <p>Storage concrete</p>	 <p>Lina GO TV 4557 with rotary chimney Nominal heat output: 2.0 kW Outlet for flue pipe: Ø 160 mm</p>  <p>Energy efficiency class as per (EU) 2015/1186</p> <p>More information at www.camina-schmid.de</p>

Product data sheet

Regulation (EU) 2015/1186 supplementing Directive 2010/30/EU

	S25 GO-Line (Speicherfeuerstätte)
Supplier's name:	Camina & Schmid Feuerdesign und Technik GmbH & Co. KG
Supplier's model identifier:	S25 GO-Line (Speicherfeuerstätte)
Energy efficiency class:	A+
Direct heat output (kW)	2,0
Indirect heat output (kW):	–
Energy efficiency index (EEI):	113,8
Energy efficiency at nominal heat output (%):	85,4
Notes for specific precautions, installation or maintenance:	Please note the reference in the assembly instructions and operating manuals!

There may be modifications to technical details caused by ongoing developments; subject to errors and omissions. Dated: 11/2021



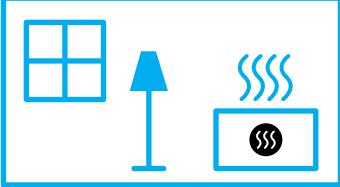
ENERG Y IJA
енергия · ενεργεια IE IA

Camina  Schmid

S23 GO-Line, S24 GO-Line,
S25 GO-Line (Speicherfeuerstätten)



A⁺



2,0
kW

ENERGIA · ЕНЕРГИЯ · ΕΝΕΡΓΕΙΑ · ENERGIJA · ENERGY · ENERGIE · ENERGI

2015/1186