









# S21 GO-Line ceiling connection

## Data sheet



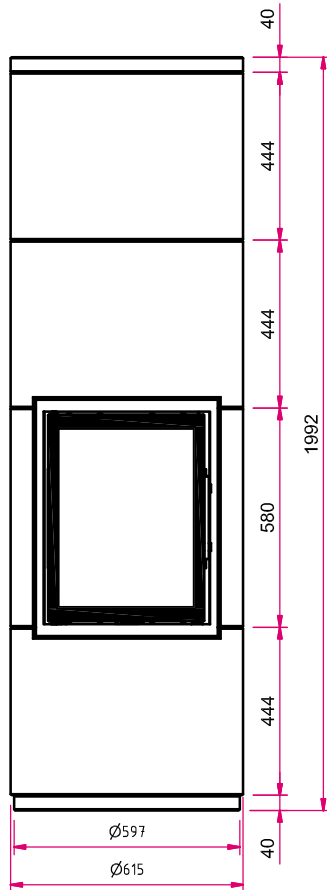
Figure: S21 GO-Line with ceiling connection | Surface finish: Camina silicate paint

Standard	Total weight	Optional	Accessories	Storage concrete	Masonry stove
<p data-bbox="231 1243 279 1310"></p> <p data-bbox="191 1317 319 1355">hinged door, hinge on left/ right</p> <p data-bbox="231 1366 279 1433"></p> <p data-bbox="231 1438 279 1473">Front Kristall</p>	<p data-bbox="375 1243 422 1310"></p> <p data-bbox="343 1321 446 1348">approx. 680 kg</p>		<p data-bbox="630 1243 694 1310"></p> <p data-bbox="646 1321 678 1348">SMR</p> <p data-bbox="774 1243 821 1310"></p> <p data-bbox="742 1317 853 1355">Spark protection plate</p>	<p data-bbox="901 1243 965 1310"></p> <p data-bbox="877 1321 989 1348">Storage concrete</p>	<p data-bbox="1236 1254 1300 1467"></p> <p data-bbox="1157 1500 1380 1590">Ronda GO 4557 with rotary chimney Nominal heat output: 2.2 kW Outlet for flue pipe: Ø 160 mm</p> <p data-bbox="1236 1612 1300 1657"></p> <p data-bbox="1173 1668 1364 1713">Energy efficiency class as per (EU) 2015/1186</p> <p data-bbox="1181 1736 1356 1780">More information at <a href="http://www.camina-schmid.de">www.camina-schmid.de</a></p>

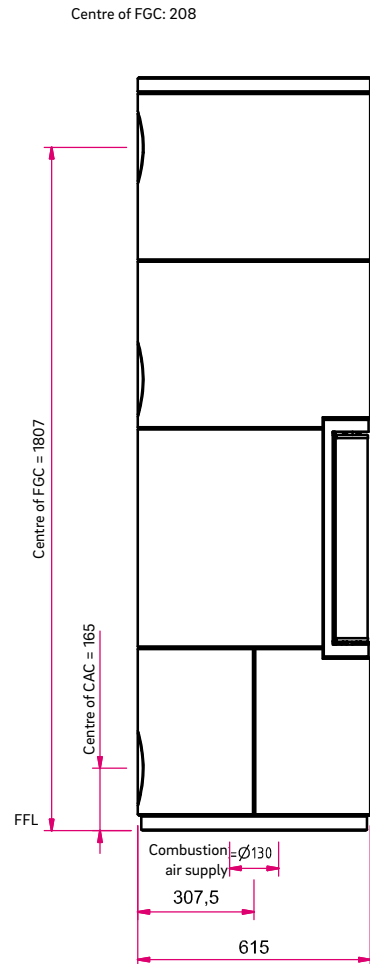
# S21 GO-Line ceiling connection

## Dimensional drawing

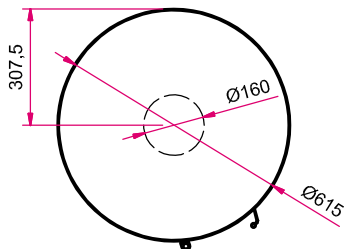
Front view, scale 1:20



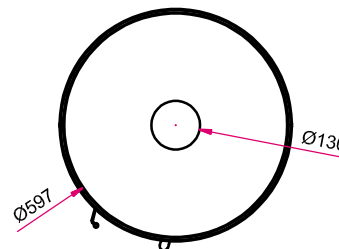
Left side view scale 1:20



Top view, scale 1:20



Screed recess (view of underside) scale 1:20



**Note on left side view scale 1:20:** AS (FGC): Flue gas connector, VLS (CAC): Combustion air connector, VLZ (CAS): Combustion air supply, OKFF (FFL): Finished floor level  
Please note the wall distance of 100 mm and information on **optional accessories** in our price list.

Illustrations are similar. All photos and drawings are protected by copyright. Usage or publication, even of individual details, is only permitted with our authorisation. There may be modifications to the colour and technical details caused by ongoing developments; subject to errors and omissions. Dated: 03/2019

## Product data sheet

Regulation (EU) 2015/1186 supplementing Directive 2010/30/EU

	<b>S21 GO-Line (Speicherfeuerstätte)</b>
<b>Supplier's name:</b>	Camina & Schmid Feuerdesign und Technik GmbH & Co. KG
<b>Supplier's model identifier:</b>	S21 GO-Line (Speicherfeuerstätte)
<b>Energy efficiency class:</b>	A+
<b>Direct heat output (kW)</b>	2,2
<b>Indirect heat output (kW):</b>	–
<b>Energy efficiency index (EEI):</b>	109,3
<b>Energy efficiency at nominal heat output (%):</b>	82,3
<b>Notes for specific precautions, installation or maintenance:</b>	Please note the reference in the assembly instructions and operating manuals!

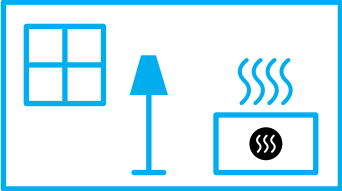
*There may be modifications to technical details caused by ongoing developments; subject to errors and omissions. Dated: 11/2021*



**ENERG**  
енергия · ενέργεια



Camina  Schmid S21 GO-Line (Speicherfeuerstätte)



2,2  
kW

ENERGIA · ЕНЕРГИЯ · ΕΝΕΡΓΕΙΑ · ENERGIJA · ENERGY · ENERGIE · ENERGI

2015/1186